




AKBRI GLASS

And Aluminium



AUTOMATIC DOORS



SWING GATE OPENER



SW-3 Features

- Back up batteries for power failure operation.
- Design to prevent PCB burnout from incorrect wiring connection
- Over current function meets European safety requirements.
- DC 24V electro-mechanical gear motors for residential use.
- Planetary gear provides durability and silence in motor operation
- Slowdown during opening and closing phase.
- Release key for manual use.

SW-3



Release key



Quality Assurance

Our preoccupation with quality not only applies to manufacturing. We insist on high performance standards in every aspect of our business placing quality at the forefront of everything we do.



Safety Low Voltage Design

DC motors deliver as much power as old-style AC motors, but with less noise and vibration.



Battery Backup

Charging from the mains, the optional battery backup switches over automatically in the event of power failure.



Rolling Code Remote Control

Latest rolling code technology offers security and the benefit of not having to open the control panel to program additional remotes. Maximum range is 60 meters.



Auto Close

Auto close ensures peace of mind and keeps your house secure by automatically closing the door upon entering or exiting the property.



Auto Reverse

Your safety and property protection is assured because the motor device has automatic safety reversing built-in. If the door is obstructed while closing it automatically stops and reverses, if obstructed while opening it automatically stops.



Soft Start / Soft Stop

Ramping speed up and down at the start and end of each cycle reduces stress on the door and motor (for longer life) and makes for quieter operation.



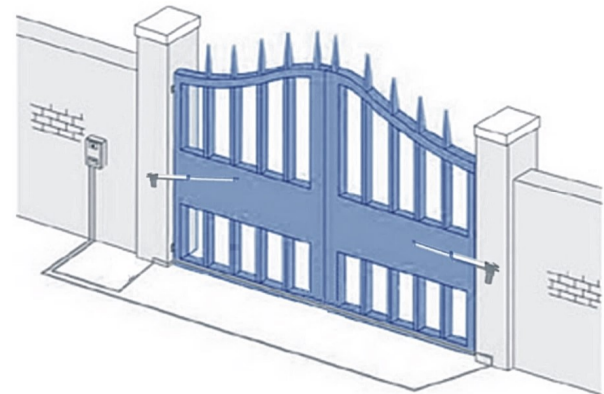
SWING GATE OPERATOR



Specification Chart

Model	SW-3
Power Supply	220~240Vac
Motor Input	DC 24V
Absorbed Power	80W
Gate Weight	350 kg
Travel Time	30mm/sec Door Width: 2.1m
Temperature	-20°C ~ +80°C
Protection Class	IP 54

Control Box Size H: 330mm x W: 260mm x D: 140mm



Options



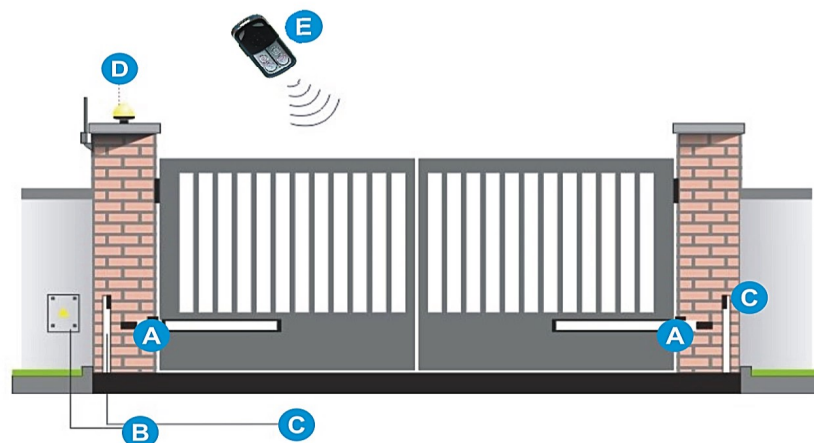
Remote Handset



Photobeam Sensor



Alarm Lamp



- A Swing Gate Opener
 B Control Box
 C Photocell (optional)
 D Alarm Lamp
 E Remote Transmitter



SLIDING GATE OPERATOR



SG-10



SG-10 Features

Heavy duty AC design

Reliable worm gear drive with manual override

Built-in PCB board with auto close function

Soft start and stop

Thermal overload protection

IP44 rated waterproof

PCB terminal for button switch, infrared sensor, flash alarm, light options etc

Commercial rated oil bath models available



Quality Assurance

Our preoccupation with quality not only applies to manufacturing. We insist on high performance standards in every aspect of our business placing quality at the forefront of everything we do.



Safety Low Voltage Design

DC motors deliver as much power as old-style AC motors, but with less noise and vibration.



Battery Backup

Charging from the mains, the optional battery backup switches over automatically in the event of power failure.



Courtesy Light

Switching on with each cycle to illuminate your driveway, the time adjustable courtesy light can also be operated independently of the gate.



Rolling Code Remote Control

Latest rolling code technology offers security and the benefit of not having to open the control panel to program additional remotes. Maximum range is 60 meters.



Auto Close

Auto close ensures peace of mind and keeps your house secure by automatically closing the door upon entering or exiting the property.



Auto Reverse

Your safety and property protection is assured because the motor device has automatic safety reversing built-in. If the door is obstructed while closing it automatically stops and reverses, if obstructed while opening it automatically stops.



Soft Start / Soft Stop


Ramping speed up and down at the start and end of each cycle reduces stress on the door and motor (for longer life) and makes for quieter operation.

SLIDING GATE OPERATOR



Specification Chart

Model	SG-10
Power Supply	240Vac
Output Torque	27 Nm
Gate Weight	1000 kg
Motor Speed	1400 r.p.m.
Gate Speed	12m/min
Limit Switch	Spring or Magnetic
Noise	≤ 56dB
Temperature	-45°C ~ +65°C
Protection Class	IP 44



Options



Gear Rack



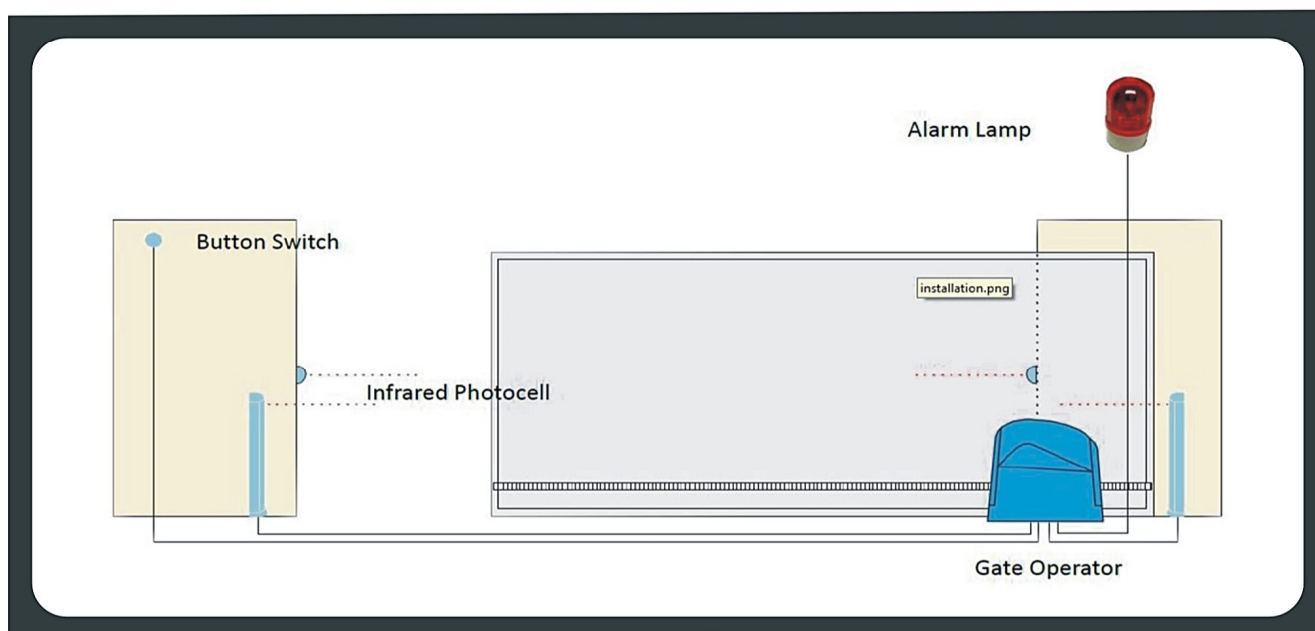
Remote Handset



Infrared Sensor



Wall Switch




ROLLING SWING GATE OPERATOR

Features:

1. Floating plate for automatic height adjustment of 10cm of fit uneven ground surface.
2. Super quick manually release with secure customized key in case of power failure.
3. Adjustable opening/closing interval time of double gate leaves.
4. Auto-stop if any obstacles detected during operation.
5. Built-in max. motor running time adjustable for multiple safety protection.
6. Single leaf or double leaves operation.
7. Easy installation and low maintenance.
8. 12 Months guarantee; Lifelong post sales service.



ROLLING SWING GATE OPERATOR



Remote Handset

Product Description

Power supply	220VAC/110VAC
Max Thrust	600N
Current	5A
Working speed	2.4CM/S
Max single leaf width	5M
Max single leaf weight	400KG
Working Temperature	-20°C~+50°C
Protection class	Ip55
Rod's max travel	300mm



Deals in:

Aluminium Door & Windows, Eurobond-Aluminium, Composite Panel,
Chawla Aluminium, False Ceiling All Kind of Glass & Glass Accessories

Showroom:

115-Cooper Road, Chowk Beadon Road, Lahore-Pakistan.

Cell: 0300-8447151, 0313-4527956

Email: akbariglass_786@yahoo.com / info@akbariglass.com